

PET SHOCK ABSORBERS

***Soft Touch Models Designed for
PET Container Industry Equipment***

***Ideal for Stretch Rod
and Mold Applications***



***Increase Cycle Rates, Increase System Performance,
Increase Productivity, Reduce Damage-Causing Impact Forces***



Enertrols®

***WORLDWIDE SPECIALISTS IN ADVANCED
LINEAR DECELERATION TECHNOLOGY***



Model SNALD 600-574-QCM
Quick-Change Mount Shock
Shown actual size



PET Shock Absorber Features

- Initial soft-contact
- Fast through-stroke time
- Quick change capability on SNALD 600-574-QCM
- Rugged design to handle stretch rod applications

PET Shock Absorber Benefits

- Increased production
- Increased system performance
- Reduced downtime
- Reduced reaction forces
- Reduced component wear
- Reduced damage-causing impact forces
- Reduced operational equipment noise
- Lifetime warranty against material and workmanship

Enertrols high-performance, soft touch

Industrial PET Shock Absorbers have been specifically designed to handle the demanding stretch-rod and mold applications of PET container production equipment for the food and beverage industries and more.

These durable shock absorbers provide initial soft touch contact, fast through-stroke time and a longer stroke, resulting in the elimination of the damage causing impact forces created by the moving load.

Enertrols PET Shocks will allow your equipment to run faster and longer with considerably reduced component wear. End of stroke set-down forces are minimized as well, resulting in reduced downtime and increased production.

Lifetime Warranty

Enertrols products are guaranteed to be free of defects in materials and workmanship. Enertrols will repair or replace any of its products determined to have a defect in materials or workmanship at any time for the life of the product.

ISO 9001: 2000 Certified

Series 1 Type B Slide...

Mid-Generation Machine with Mechanical/Air Cylinder Operated Stretch Rods - Type 1 Mold Housing

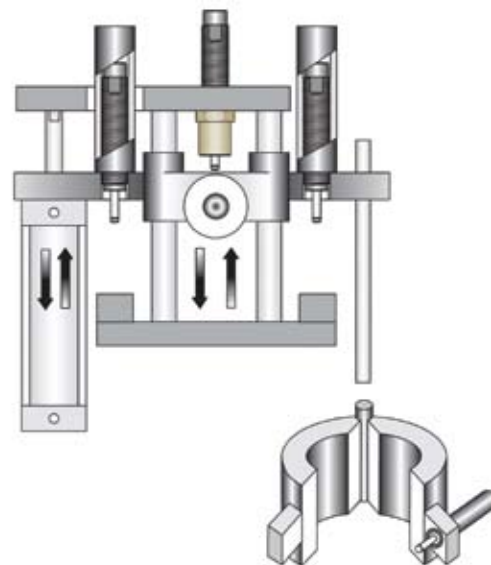
Mid-generation PET machines have both a mechanical cam and air cylinder to operate the stretch rod slide. The cylinder's position rod is stationary and the cylinder body moves up and down with the slide.

The stretch rod has 3 shock absorbers, 1 for up-stroke and 2 for down-stroke. The up-stroke shock absorber is screwed into a shock holder collar and tightened into the guide rod's end block.


The two down-stroke shocks are hidden from sight. They are mounted inside of two tubes that are attached to the moving slide.

The fast operating speeds require shock absorbers to eliminate the damage-causing impact forces created by the moving load.

Type 1 mold housings are the most common. The shock is mounted on one half of the mold housing and the striker is located on the opposite half.



SNALD 600MH-563
Popular Choice for
Mold Housing
Installations
Shown actual size



Series 1 Type C Slide...

Mid-Generation Machine with Air Cylinder Operated Stretch Rods - Type 1 Mold Housing

On this machine version the mechanical cam has been eliminated and only the air cylinder is used to operate the stretch rod slide. The cylinder body is stationary and the piston rod moves the slide up and down.

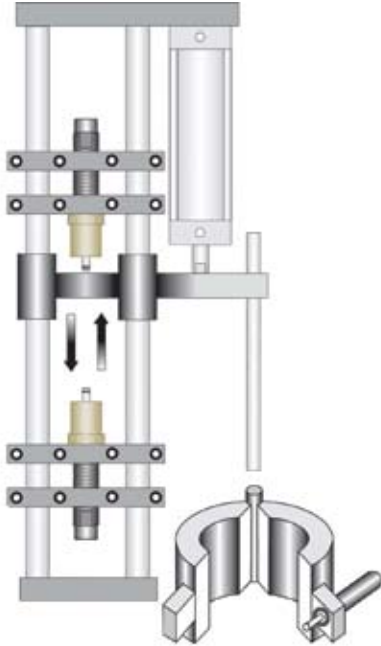
Without the mechanical cam, operational speeds increased, requiring shock absorbers to eliminate the damage-causing impact forces created by the moving load.

The stretch rod has 2 shock absorbers, 1 for up-stroke and 1 for down-stroke. The up-stroke shock absorber is screwed into a shock holder collar and tightened into the guide rod's end block. Machines with cylinder cushions may have the up-stroke shock removed. The down stroke shock absorber is screwed into a shock holder collar and tightened into the moving slide.

The down-stroke shock absorber on one select Series 1 machine may incur an installation issue due to overall length. Consult Enertrols for shock absorber selection and installation requirements.

Series 1 Type D Slide...

Late Generation Machine with Air Cylinder
Operated Stretch Rods - Type 1 Mold Housing



On this machine version the mechanical cam has been **eliminated** and only the air cylinder is used to operate the stretch rod slide. The cylinder body is stationary and the piston rod moves the slide up and down.

Without the mechanical cam, operational speeds increased, requiring shock absorbers to eliminate the damage-causing impact forces created by the moving load.

The stretch rod has **2 shock absorbers, 1 for up-stroke and 1 for down-stroke**. Machines with cylinder cushions may have the up-stroke shock removed. Both shock absorbers are screwed into a shock holder collar and tightened into adjustable bars on the guide rods.

In 1995 the first dual cavity machine was introduced capable of producing **50,000 bottles per hour**. Currently, it is assumed the applications are similar, except the quantity of shock absorbers may be higher.

Type 1 mold housings are the most common on all models. The shock is mounted on one half of the mold housing and the striker is located on the opposite half.

Series 2 Type F Slide...

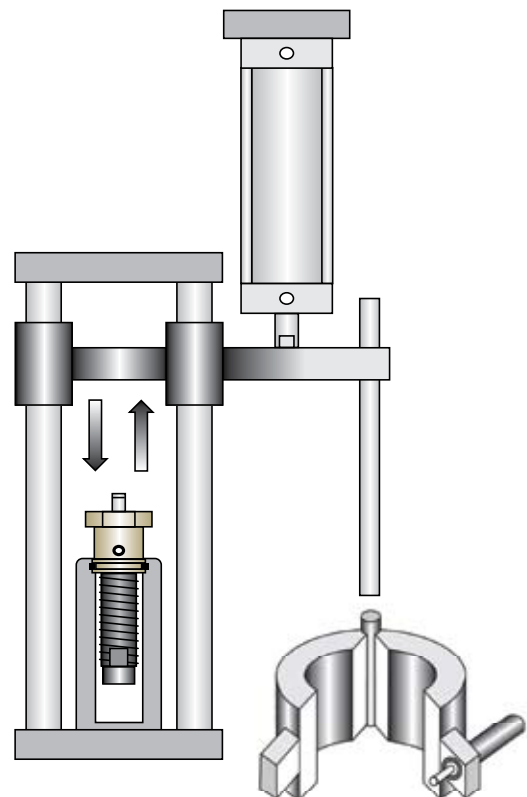
Current Generation Machine with Air Cylinder
Operated Stretch Rods - Type 1 Mold Housing

The series 2 model is a new generation machine that was **introduced in 1998**. The need for shock absorbers to eliminate the damage-causing impact forces created by the moving load remains.

The stretch rod has **1 shock absorber for the down-stroke**. The down-stroke shock absorber is mounted in a changeable shock holder. The shock is screwed into the holder and locked in place with a set screw that is tightened against the threads. The shock holder is then slipped into the stanchion and held in place with an o-ring.

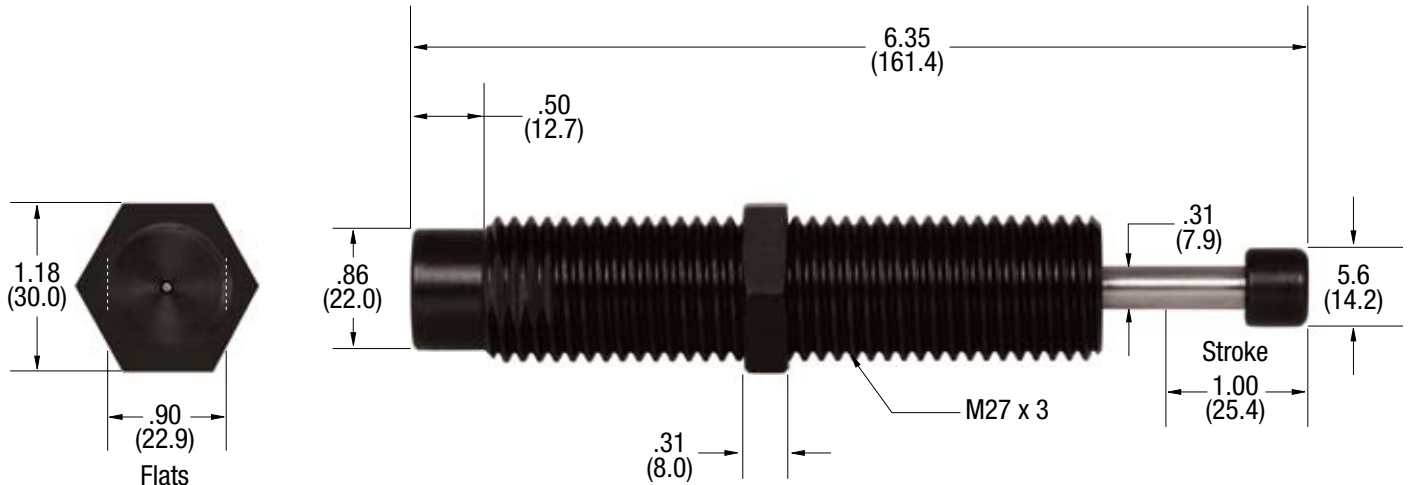
On dual cavity machines it is assumed that the applications are the same or similar, however the quantity of shock absorbers may be higher.

Type 1 mold housings are the most common on all models. The shock is mounted on one-half of the mold housing and the striker is located on the opposite half.



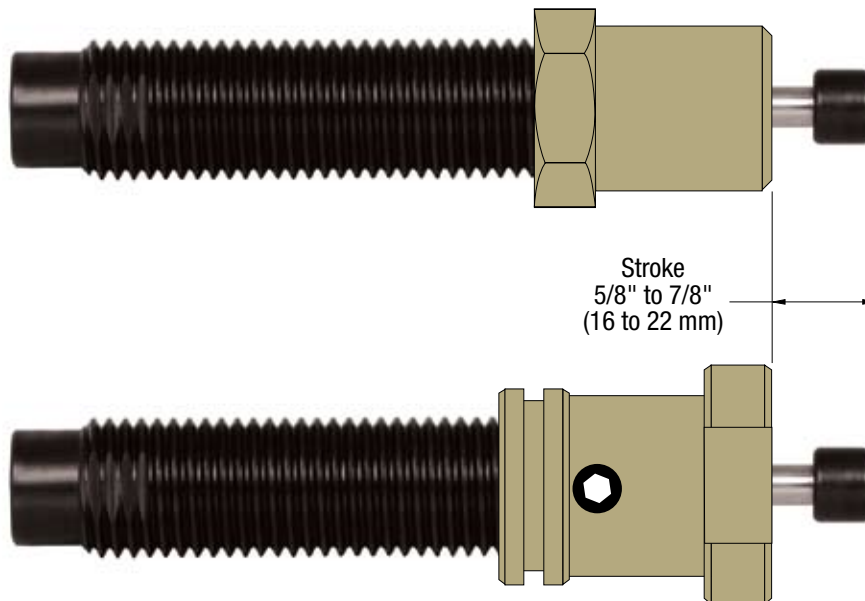
SNALD 600M-562-ERSB

Dimensions in inches and (millimeters)



Base model installations with lock nut...position the shock absorber to use 7/8" (22 mm) of stroke. Rod projection with button is 1.47" (37.3 mm). Do not install the shock absorber to use more than 7/8" (22 mm) of stroke.

Series 1 - Soft Touch Shock Holder Installations



Series 2 - Soft Touch Shock Holder Installations

When utilized on stretch rod applications for series 1 & 2 machines, model SNALD 600M-562-ERSB is only used with a shock holder. It should be installed to use all of the available stroke. Shock holder depths vary and the rod stick-out will be from 5/8" to 7/8" (16 to 22 mm).

Do not install the shock absorber assembly if the rod projection is more than 7/8" (22 mm). If rod projections are over 7/8" (22 mm) for series 2 applications, consider using the Quick Change Mount (QCM) model.

Consult Enertrics for alternate models to meet the required rod projection of 5/8" to 7/8" (16 to 22 mm).


The SNALD 600M-562 (no button model) is used on stretch rod applications where no shock holder is used. Install the shock absorber to use all of the available stroke.

Enertrics is focused on continuous improvement. Enertrics therefore reserves the right to change models, dimensions or specifications without notice or obligation.

SNALD 600-574-QCM

Includes Series 2 Quick Change Mount (QCM)

Dimensions in inches and (millimeters)



The SNALD 600-574-QCM model provides an integral built-in shock holder with SNALD 600M-562-ERSB technology. This QUICK CHANGE shock absorber for series 2 stretch rods eliminates assembly issues associated with re-used shock holder thread quality.

Shock holders fail 2 times more frequently than shock absorbers. Superior heat treating virtually eliminates this problem during the life of the shock. **The cost savings benefit from not having to replace these holders is like getting the shock for FREE.**

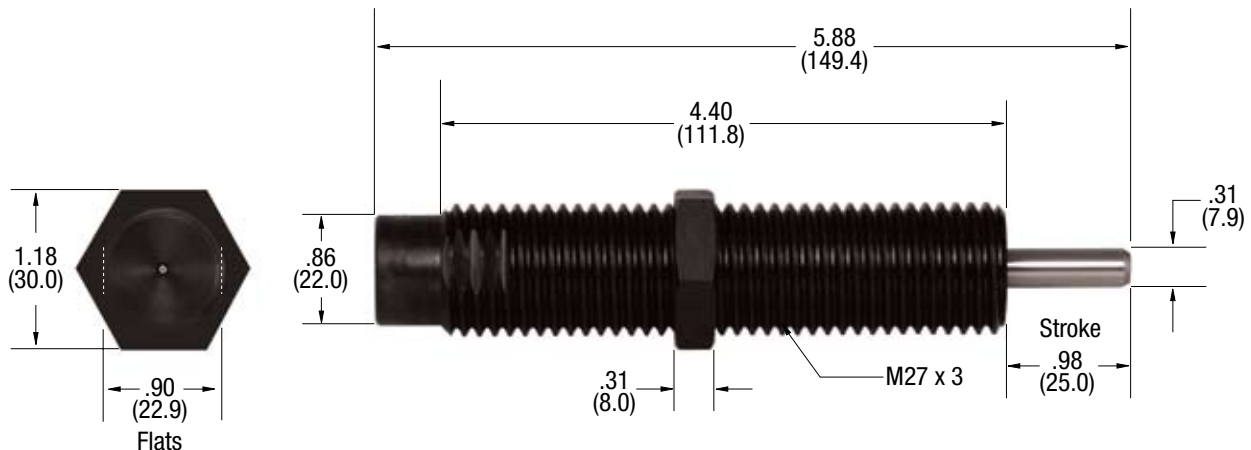
SNALD 600MH-563

Popular Choice for Mold Housing Installations

SNALD 600M-562

Used on Stretch Rod Applications Where No Shock Holder Is Used

(Dimensions and thread size identical to SNALD 600MH-563)

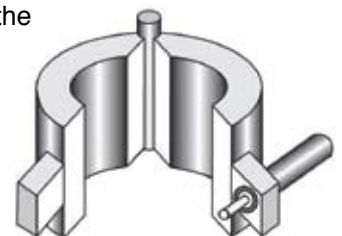


The SNALD 600MH-563 is the popular choice for mold housing installations. This dependable model is used on series 1 & 2 type 1 mold housings and some stretch rod applications where no shock holder is used. If a softer stiffness is desired consider using the SNALD 600M-562. Dimensions and thread size are identical.

INSTALLATION

Install the shock absorber and firmly close the housing by hand and test for desired feel. If too stiff and will not close, adjust the shock out. If not stiff enough, adjust the shock in. When desired stiffness is achieved, measure how far the shock sticks out and you should be able to measure and set the additional stations.

The shock absorber should always be installed to utilize all of the available stroke.



Additional models available with hard or medium hard stiffness, contact Enertrics.